

# A study on how people like to receive research results

MEHARRY-VANDERBILT COMMUNITY ENGAGED RESEARCH CORE

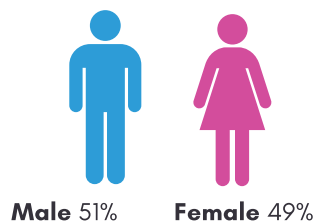
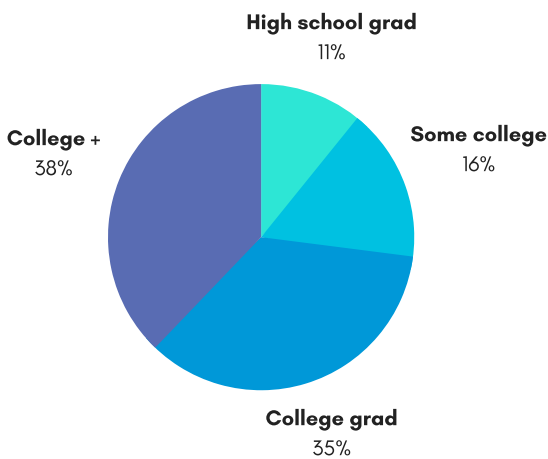
## WHAT WE WANTED TO KNOW

We wanted to understand how people would like to receive findings from the studies they participate in.

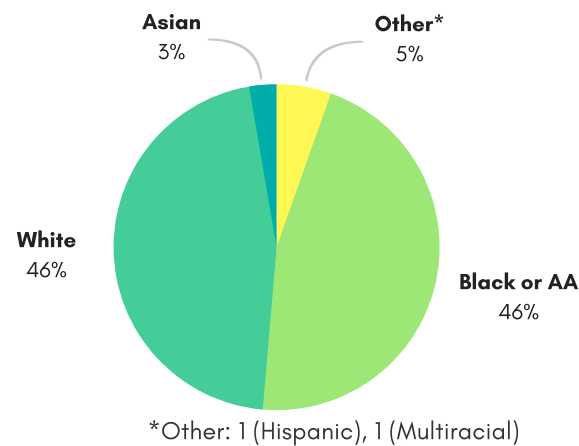


## WHAT WE DID

We conducted **4 focus groups** during the summer of 2018 with **37 members** of the Nashville community. All participants had taken part in at least 1 research study.



**Average age:** 56 years old  
**Age range:** 27-82 years old



## WHAT WE LEARNED



**Content of information** - some people wanted individual results and others wanted group-level findings and study summaries

**Way to receive results back** - email, paper, and website were all popular options



**Format** - some people wanted a written summary while others preferred videos or graphs

**Choice is important!** Most people wanted a choice in the types of results they received, when, and how often



## WHY THIS MATTERS

This information has helped us create resources and guidelines to help researchers return study results back to research participants in a timely way.

## THANK YOU!

Your voices have been invaluable in helping us create these resources!

You can view the **summary video about the focus group findings** at the following link: <https://www.youtube.com/watch?v=3JMNoapx8bU>

**We want to hear from you!** Please fill out the **survey** at the link below to **give us your feedback** on this infographic, written summary, and video: <http://j.mp/2CEDaZC>